


**SATYA INSTITUTE OF TECHNOLOGY AND MANAGEMENT:: VIZIANAGARAM**  
**MONTH WISE CENTRAL LIBRARY USAGE STATISTICS - JULY 2023 TO JUNE 2024**


PARTICULARS	MONTH OF July-2023 DAY WISE LIBRARY STATISTICS																															TOTAL
	1	2	3	4	5	6	7	8	9	10	11	12	13	14	15	16	17	18	19	20	21	22	23	24	25	26	27	28	29	30	31	
NO OF USERS VISITED (Students)	3	S	24	5	28	18	23	22	S	25	31	27	40	55	53	S	52	7	23	29	42	10	S	25	22	37	5	34	H	S	13	653
NO OF USERS VISITED (Faculty)	17	S	8	8	7	8	9	S	8	8	8	10	9	8	8	S	11	11	12	11	7	17	S	6	11	8	7	4	m	S	6	228
NO OF USERS OF REF	0	S	0	0	0	0	0	S	0	3	3	3	7	10	S	3	0	8	0	4	0	S	0	0	0	0	0	1	H	S	0	42
BOOK TRANSACTIONS	0	S	9	37	61	25	17	24	S	3	5	5	7	14	23	S	65	0	30	6	37	4	S	33	4	47	2	57	H	S	0	515
DIGITAL LIBRARY	7	S	5	4	4	12	13	11	S	18	19	12	13	32	34	S	19	5	12	16	13	7	S	11	21	33	8	28	H	S	7	371


PARTICULARS	MONTH OF August-2023 DAY WISE LIBRARY STATISTICS																															TOTAL
	1	2	3	4	5	6	7	8	9	10	11	12	13	14	15	16	17	18	19	20	21	22	23	24	25	26	27	28	29	30	31	
NO OF USERS VISITED (Students)	6	41	33	33	31	S	46	36	30	45	36	6	S	14	H	17	29	27	23	S	25	52	39	25	H	36	S	51	40	32	23	776
NO OF USERS VISITED (Faculty)	6	6	5	8	7	S	7	6	10	9	11	7	S	8	Inde pend ence day	8	12	7	8	S	8	10	7	9	H	9	S	11	7	5	8	199
NO OF USERS OF REF	0	8	0	0	0	S	14	3	2	1	1	0	S	8	H	0	0	1	0	S	0	2	3	3	H	1	S	2	0	0	17	66
BOOK TRANSACTIONS	1	2	6	1	5	S	4	3	2	4	4	1	S	H	4	2	10	1	S	3	5	21	6	H	30	S	8	5	6	3	137	
DIGITAL LIBRARY	8	11	15	12	17	S	19	27	8	29	20	7	S	8	H	18	15	11	11	S	17	27	18	19	H	20	S	29	24	19	17	426

PARTICULARS	MONTH OF September-2023 DAY WISE LIBRARY STATISTICS																															TOTAL
	1	2	3	4	5	6	7	8	9	10	11	12	13	14	15	16	17	18	19	20	21	22	23	24	25	26	27	28	29	30		
NO OF USERS VISITED (Students)	34	30	S	61	24	H	82	49	17	S	H	86	53	70	38	31	S	H	42	49	37	41	46	S	38	23	32	H	48	122	1053	
NO OF USERS VISITED (Faculty)	6	6	S	7	8	7	8	9	7	S	H	7	9	11	7	9	Vina yaka chavri	10	10	7	9	9	9	S	10	7	9	Nabi	9	9	184	
NO OF USERS OF REF	9	0	S	21	7	H	28	9	7	S	H	14	21	0	13	0	S	H	5	1	8	7	S	32	0	0	0	H	0	0	182	
BOOK TRANSACTIONS	11	5	S	15	6	H	22	19	8	S	H	30	15	23	17	12	S	H	9	12	17	14	15	S	19	22	15	H	28	11	345	
DIGITAL LIBRARY	11	6	S	21	14	H	37	37	26	S	H	46	37	37	38	38	S	H	38	39	57	18	23	S	34	18	39	H	39	59	712	

PARTICULARS	MONTH OF October-2023 DAY WISE LIBRARY STATISTICS																															TOTAL
	1	2	3	4	5	6	7	8	9	10	11	12	13	14	15	16	17	18	19	20	21	22	23	24	25	26	27	28	29	30	31	
NO OF USERS VISITED (Students)	S	H	93	113	70	34	109	S	24	46	65	114	30	121	S	66	42	62	41	44	28	S	Dasara Holidays	S	25	26	27	28	29	30	31	1102



  
**SPOD/AC**  
 Satya Institute of Technology  
 and Management  
 Vizianagaram-535002 (A.P.)

  
**Principal**  
 Satya Institute of Technology And Management  
 Gejularega, Vizianagaram.


MONTH OF November-2023 DAY WISE LIBRARY STATICS																															
PARTICULARS	1	2	3	4	5	6	7	8	9	10	11	12	13	14	15	16	17	18	19	20	21	22	23	24	25	26	27	28	29	30	TOTAL
NO OF USERS VISITED (Students)	20	17	44	63	S	66	65	H	41	79	47	S	H	75	48	50	5	7	S	77	44	60	88	82	38	S	41	119	81	31	1288
NO OF USERS VISITED (Faculty)	14	11	6	17	S	9	7	H	17	19	10	S	H	11	20	19	18	9	S	17	10	14	12	8	6	S	8	8	8	286	
NO OF USERS OF REF	0	1	4	14	S	21	3	H	5	23	0	S	H	0	0	0	0	0	S	0	11	5	27	15	3	S	8	13	7	3	163
BOOK TRANSACTIONS	13	42	45	28	S	29	23	H	17	12	23	S	H	19	3	20	0	16	S	26	54	35	26	27	34	S	5	17	32	6	552
DIGITAL LIBRARY	6	18	20	18	S	10	24	H	20	19	37	S	H	38	19	21	16	8	S	9	30	24	39	27	10	S	27	27	36	20	523

MONTH OF December-2023 DAY WISE LIBRARY STATICS																															
PARTICULARS	1	2	3	4	5	6	7	8	9	10	11	12	13	14	15	16	17	18	19	20	21	22	23	24	25	26	27	28	29	30	TOTAL
NO OF USERS VISITED (Students)	45	59	S	37	H	30	63	90	51	S	40	49	120	30	106	23	S	86	30	125	138	52	99	S	H	65	36	35	74	45	1528
NO OF USERS VISITED (Faculty)	10	9	S	2	H	8	11	14	10	S	12	14	9	10	33	9	S	10	8	10	11	11	9	S	Christimas	5	5	7	6	42	275
NO OF USERS OF REF	5	6	S	10	H	13	22	12	4	S	0	5	3	3	19	0	S	37	0	0	0	3	8	S	H	0	3	8	35	3	199
BOOK TRANSACTIONS	6	12	S	12	H	26	85	65	17	S	34	38	40	35	40	40	S	36	28	46	115	109	39	S	H	47	13	24	20	13	940
DIGITAL LIBRARY	28	9	S	17	H	19	17	36	19	S	26	27	20	17	8	10	S	17	20	27	34	35	36	S	H	28	7	9	5	9	480

MONTH OF JANUARY-2024 DAY WISE LIBRARY STATICS																																												
PARTICULARS	1	2	3	4	5	6	7	8	9	10	11	12	13	14	15	16	17	18	19	20	21	22	23	24	25	26	27	28	29	30	31	TOTAL												
NO OF USERS VISITED (Students)	H	81	58	36	56	63	S	68	32	18	PONGAL HOLIDAYS																				41	72	S	59	37	66	20	H	42	S	38	136	43	966
NO OF USERS VISITED (Faculty)	H	12	11	8	8	16	S	9	13	7	PONGAL HOLIDAYS																				12	13	S	5	13	8	9	H	8	S	10	8	46	216
NO OF USERS OF REF	H	0	0	0	0	1	S	3	3	0	PONGAL HOLIDAYS																				0	0	S	1	2	7	1	H	3	S	2	0	20	43
BOOK TRANSACTIONS	H	20	14	4	26	9	S	38	8	18	PONGAL HOLIDAYS																				0	35	S	87	9	41	7	H	13	S	10	37	0	376
DIGITAL LIBRARY	H	47	29	28	28	31	S	29	30	13	PONGAL HOLIDAYS																				8	27	S	29	18	8	9	H	10	S	21	43	28	436

MONTH OF FEBRUARY-2024 DAY WISE LIBRARY STATICS																																
PARTICULARS	1	2	3	4	5	6	7	8	9	10	11	12	13	14	15	16	17	18	19	20	21	22	23	24	25	26	27	28	29	30	31	TOTAL
NO OF USERS VISITED (Students)	48	36	50	S	16	24	33	43	29	36	S	52	79	50	51	48	88	S	106	95	85	71	44	96	S	58	121	50	22	1431		
NO OF USERS VISITED (Faculty)	45	39	31	S	46	55	53	10	5	1	S	3	8	2	1	2	4	S	5	4	12	0	3	5	S	3	2	11	6	356		
NO OF USERS OF REF	54	39	29	S	58	71	85	16	2	1	S	8	1	7	7	6	14	S	5	7	4	17	0	17	S	1	3	4	3	459		
BOOK TRANSACTIONS	23	12	30	S	8	7	10	22	13	12	S	13	6	16	22	20	37	S	31	18	16	20	14	36	S	13	21	25	18	463		
DIGITAL LIBRARY	54	57	54	S	37	64	65	61	14	22	S	22	54	18	17	18	20	S	50	40	38	19	20	31	S	20	61	32	9	897		

MONTH OF MARCH-2024 DAY WISE LIBRARY STATICS																																
PARTICULARS	1	2	3	4	5	6	7	8	9	10	11	12	13	14	15	16	17	18	19	20	21	22	23	24	25	26	27	28	29	30	31	TOTAL


**Satya Institute of Technology and Management**  
 Vlanagaram-535002 (A.P)



**Principal**  
 Satya Institute of Technology And Mananar  
 Gajularega  
 Vlanagaram-535002

NO OF USERS VISITED (Students)	47	67	S	65	82	24	81	16	H	64	98	22	55	63	64	S	20	98	30	22	41	76	S	H	73	40	62	H	73	S	1283
NO OF USERS VISITED (Faculty)	10	4	S	3	4	1	3	3	H	6	2	6	2	2	4	S	1	3	3	1	2	3	S	H	3	1	1	H	2	S	70
NO OF USERS OF REF	2	1	S	1	7	8	4	0	H	0	6	0	18	2	0	S	3	4	7	1	8	7	S	H	4	3	5	H	0	S	91
BOOK TRANSACTIONS	12	26	S	23	39	21	39	2	H	24	16	19	23	29	25	S	23	33	15	10	14	17	S	H	22	41	29	H	21	S	523
DIGITAL LIBRARY	24	33	S	6	17	3	9	13	H	41	43	4	12	40	24	S	18	69	18	22	16	6	S	H	10	9	15	H	4	S	456

MONTH OF APRIL-2024 DAY WISE LIBRARY STATISTICS																																
PARTICULARS	1	2	3	4	5	6	7	8	9	10	11	12	13	14	15	16	17	18	19	20	21	22	23	24	25	26	27	28	29	30	31	TOTAL
NO OF USERS VISITED (Students)	65	100	78	31	39	94	S	41	H	73	H	61	111	S	96	103	H	58	46	81	S	91	119	144	53	43	H	S	57	59	1643	
NO OF USERS VISITED (Faculty)	5	2	4	2	3	1	S	1	H	1	H	3	7	S	1	2	H	2	3	2	S	3	5	4	2	6	H	S	2	1	62	
NO OF USERS OF REF	6	2	11	0	4	6	S	0	H	0	H	15	8	S	2	0	H	0	1	5	S	8	1	0	0	0	H	S	0	0	69	
BOOK TRANSACTIONS	20	21	9	7	31	20	S	23	H	22	H	24	27	S	36	24	H	25	16	30	S	35	25	17	0	18	H	S	65	9	504	
DIGITAL LIBRARY	3	38	3	3	1	18	S	1	H	19	H	2	47	S	1	33	H	3	1	43	S	5	31	63	3	3	H	S	2	3	326	

MONTH OF MAY-2024 DAY WISE LIBRARY STATISTICS																																
PARTICULARS	1	2	3	4	5	6	7	8	9	10	11	12	13	14	15	16	17	18	19	20	21	22	23	24	25	26	27	28	29	30	31	TOTAL
NO OF USERS VISITED (Students)	59	54	101	54	S	22	63	65	119	37	14	S	H	31	68	23	7	28	S	0	0	3	4	2	7	S	2	1	5	2	778	
NO OF USERS VISITED (Faculty)	1	1	3	3	S	0	0	0	8	0	1	S	H	1	3	8	4	2	S	2	2	3	1	0	3	S	1	1	2	4	55	
NO OF USERS OF REF	0	0	1	1	S	0	4	11	31	2	1	S	H	2	1	4	3	2	S	0	0	1	0	0	0	S	0	0	0	0	64	
BOOK TRANSACTIONS	48	12	37	18	S	15	57	31	83	25	27	S	H	13	5	8	5	12	S	0	0	2	2	0	4	S	0	1	0	4	409	
DIGITAL LIBRARY	2	2	76	2	S	1	0	2	3	0	0	S	H	7	51	2	1	3	S	1	1	1	1	1	1	S	1	1	2	1	164	

MONTH OF JUNE-2024 DAY WISE LIBRARY STATISTICS																																
PARTICULARS	1	2	3	4	5	6	7	8	9	10	11	12	13	14	15	16	17	18	19	20	21	22	23	24	25	26	27	28	29	30	31	TOTAL
NO OF USERS VISITED (Students)	4	S	2	1	2	1	1	3	S	14	4	34	25	32	17	S	H	26	26	25	13	37	S	39	15	18	43	18	36	S	436	
NO OF USERS VISITED (Faculty)	1	S	1	1	1	1	1	1	S	2	0	3	6	19	15	S	H	10	6	7	4	5	S	4	5	8	5	3	5	S	114	
NO OF USERS OF REF	0	S	0	0	0	0	0	0	S	0	0	1	5	4	0	S	H	10	8	3	1	0	S	0	2	3	1	3	0	S	41	
BOOK TRANSACTIONS	0	S	0	0	4	0	0	0	S	23	6	15	12	30	33	S	H	16	27	8	9	14	S	29	9	15	16	14	17	S	297	
DIGITAL LIBRARY	1	S	1	1	1	3	2	2	S	1	1	1	3	3	3	S	H	6	6	2	3	1	S	2	2	2	1	2	3	S	48	

SPOC, IOAC  
Satya Institute of Technology  
and Management  
Vizianagaram-535002 (A.P)



LIBRARIAN

Satya Institute of Technology And M  
Gajurega, Vizianagaram-53

NO OF USERS VISITED (Faculty)		Gand							8	9	7		9		10	7	42	11	8	8	Dasara Holidays							H	H			
	S	hijay	7	8	8	9	9	S	8			9	S		3	5	8	16	0	5	S	0	0	0	0	0	0	S	0	0	177	
NO OF USERS OF REF	S	H	0	18	9	0	24	S	0	2	26	60	0	21	S												S			197		
BOOK TRANCTIONS	S	H	41	21	12	16	10	S	8	17	18	23	14	18	S	33	11	25	14	25	22	S	Dasara Holidays						S	H	H	328
DIGITAL LIBRARY	S	H	55	39	31	16	29	S	20	18	30	36	55	46	S	29	19	47	24	33	18	S	Dasara Holidays						S	H	H	545

*(Handwritten signature)*

SPOC, IQAC  
Satya Institute of Technology  
and Management  
Vizianagaram-535002 (A.P)



*(Handwritten signature)*  
Principal  
Satya Institute of Technology And Management  
Gajularega, Vizianagaram-535002

**AVERAGE NO.OF USERS DIGITAL LIBRARY VISTED MONTH WISE - 2023**  
**MONTH OF JULY 2023- JUNE 2024 MONTH WISE DIGITAL LIBRARY STATISTICS**

MONTH	NO.OF DAYS	NO.OF USERS	AVERAGE NO.OF USERS VISITED
JULY, 2023	25	371	15
AUGUST, 2023	25	426	17
SEPTEMBER, 2023	22	712	32
OCTOBER, 2023	17	545	32
NOVERMBER, 2023	24	523	22
DECEMBER, 2023	24	480	20
JANUARY, 2024	18	436	24
FEBRUARY, 2024	25	897	36
MARCH, 2024	23	456	20
APRIL, 2024	22	326	15
MAY, 2024	26	164	6
JUNE, 2024	24	48	2
<b>TOTAL</b>	<b>275</b>	<b>5384</b>	

**LIBRARIAN**

Principal  
 Satya Institute of Technology And Management  
 Gajularega, Vizianagaram-535002



SPOC, IQAC  
 Satya Institute of Technology  
 and Management  
 Vizianagaram-535002 (A.P)

**SATYA INSTITUTE OF TECHNOLOGY AND MANAGEMENT:: VIZIANAGARAM**

**AVERAGE NO.OF USERS VISTED MONTH WISE - 2023**

MONTH OF **JULY 2023 - JUNE 2024** MONTH WISE LIBRARY STATISTICS

MONTH & YEAR	NO.OF DAYS	STUDENTS	STAFF	AVERAGE OF USERS VISITED
JULY, 2023	25	653	228	35
AUGUST, 2023	25	776	199	39
SEPTEMBER, 2023	22	1053	184	56
OCTOBER, 2023	17	1102	177	75
NOVERMBER, 2023	24	1288	286	66
DECEMBER, 2023	24	1528	275	75
JANUARY, 2024	18	966	216	66
FEBRUARY, 2024	25	1431	356	71
MARCH, 2024	23	1283	70	59
APRIL, 2024	22	1643	62	78
MAY, 2024	26	778	55	32
JUNE, 2024	24	436	114	23
<b>TOTAL</b>	<b>275</b>	<b>12937</b>	<b>2222</b>	

**SPOC, IQAC**  
Satya Institute of Technology  
and Management  
Vizianagaram-535002 (A.P)

Principal  
Satya Institute of Technology And Management  
Gajularega, Vizianagaram-535002

